USER'S GUIDE
REX SERIES VGA CARD R9200LE SERIES



*This photo for reference only, may have small difference with real product
*Reference photo is R9200LE-64T

UNIQUE ACCESSORIES

- User's guide
- Software jumbo pack
- S-video to AV cable (optional)

MODEL LIST

- R9200LE-128T: 128MB DDR, D-sub, TV-out
- R9200LE-64T: 64MB DDR, D-sub, TV-out

Key Features

GPU
- Power by RADEON 9200SE graphics processing unit (GPU)
- Fully supports Microsoft DirectX® 8.1 & OpenGL® 1.3 for Windows 98/2000/ME/XP
- Compatible with DirectX® 9.0

Memory
- DDR SDRAM with 64-bit data bus
- Memory type: 16X16-4/5, 8x16-4/5 TSOP package

Output
- 15pin Female standard CRT output
- 7-pin S-Video and AV Out

AGP Interface
- Supports AGP 3.0 compliant configuration setting
- Supports AGP 8X/4X/2X interface

3D features

SmoothVision
- SMOOTHVISION™ technology removes jagged edge artifacts in images for improved visual quality

Smart Shader
- ATI's new SMARTSHADER™ technology takes advantage of advanced features of DirectX® 8.1, enhancing realism in images and environments in the latest 3D games

HYPER Z II
- ATI's HYPER Z™ II technology conserves memory bandwidth for improved performance

Pixel Tapestry II
- PIXEL TAPESTRY™ II rendering engine, utilizes 4 parallel pipelines each capable of handling up to 6 textures in a single pass, delivering an incredible 1.2 gigatexels per second fill rate with 32bpp at highest resolution

Charisma Engine II
- CHARISMA ENGINE™ II supports full Transformation, Clipping and Lighting (T&L) on average 45 million transformed.

2D feature

VIDEO IMMERSION II
- ATI's VIDEO IMMERSION™ II technology enables integration of industry-leading digital video features, including advanced de-interlacing algorithms for unprecedented video quality and integrated digital TV decode capability

FULL STREAM
- FULLSTREAM™ technology reduces blocks in the internet streaming video for sharper and crisper images
- Includes programmable gamma for the overlay and Frame Rate Conversion (Temporal Filtering)
- Hardware DVD saves the expense of buying a separate MPEG-2/DVD decoder card and motion compensation allows for DVD decoding with minimum CPU usage

Installing the Card

To install the REX Series VGA card to your computer, please follow the steps below:

1. Unplug the computer and remove the cover.
2. Insert the graphics accelerator card.
2-1. Locate the AGP slot on your mainboard.
2-2. Grasp the REX Series accelerator card by edges.
2-3. Align it with the empty AGP slot on the mainboard and gently insert it into place. Make sure the card evenly and completely seated in the slot.

3. Reconnect all cables and replace the cover.

Driver Installation

When users insert the driver disc in the system CD-ROM/DVD drive, the REX Setup main menu pops out with some selection bottons on the screen.

- Driver: Intall ATI REX VGA card driver, include VGA, AGP and DirectX®, Users must install driver to make REX card work correctly.
- Show Shifter: Install Show Shifter make users easy to have their multimedia center.
- WinDVD / Win DVD Creator / Win RIP: Intervideo famous utilities, click one botton to own the full version to experience.

Users can also check the details in the CD by double clicking "Browce CD" botton.

Connectors

R9200LE-64T

TV-Out Composite/S-Video Connector
The R9200LE series provides the 7pin Composite/ S-Video connectors, for video-out function, which allows you to connect the TV or video input device.

D-sub
The R9200LE Series provides a standard VGA connector that allows you to connect a CRT monitor. Simply plug your monitor cable into the VGA connector on your card, and make sure that the other end of the cable is properly connected to your monitor.

ATI Catalyst™ Software Suite

ATI Display Tab

Users can set multi monitor by ATI display Tab. Users can enable or disable display devices and swap the assignment of primary or secondary display.

ATI Options Tab

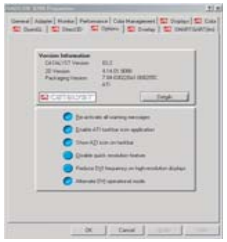

Users can check the card information from option tap or link to details tap from it. This tap also can reactive warning messages or enable/disable ATI taskbar

ATI Color Tab

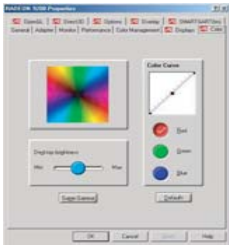

Users can adjust the color settings. Customers can change the red, green and blue display colors. Desktop brightness and Game Gamma (brightness) can also be changed.

ATI Overlay Tab

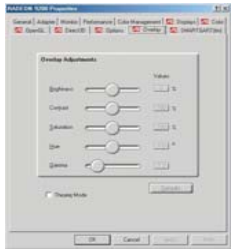

Video overlay allows viewing full-motion video on PC. The ATi Overlay tab allows users to adjust the brightness, contrast, saturation, hue and gamma properties of your video overlay.

Direct®3D Control Panel

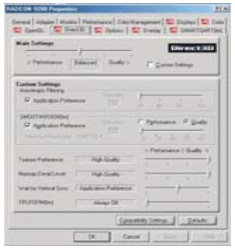

Users can maximize overall Direct®3D performance by moving the slider to left, or users can enhance overall image quality by movingthe slider to right.

OpenGL® Control Panel

Users can maximize overall OpenGL® performance by moving the slider to left, or users can enhance overall image quality by movingthe slider to right.

WinDVD CREATOR Plus

Intervideo WinDVD Creator Plus

WinDVD Creator Plus is designed for people who want to make their own DVDs but who don't want to learn complicated programs. By taking you through 4 DVD-making steps, WinDVD Creator Plus walks you through capturing video, editing it, adding titles, transitions, effects, music, DVD menus and finally burning the finished product.

Support Direct-Burn technology

In past, users normally use Two-Pass to generate a DVD, Direct-Burn technology integrated with UniPass technology, allows to save your time.

Easy to create your own home DVD just by four simple steps:

Capturing, Editing, Authoring and Burning

Step 1: Make the video capture easier

- Support all capture devices.
- One button capture.
- Link to the media library automatically.

Step 2: Make the video editing easier

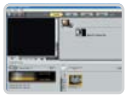

- Story board & time line support.
- Fast cut & paste for the clips.
- Rich transition effects and title editing.

Step 3: Make the authoring easier

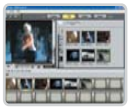

- Predefined theme selection.
- Automatic chapter creation.

Step 4: Make the burning easier

- NTSC, PAL & SECAM disc creation.
- Format support VCD, SVCD, mini-DVD & DVD (video, +VR, -VR)
- Media support DVD-R/RW, DVD+R/RW, DVD-RAM, CD-RW

Intervideo WinDVD

WinDVD is the world's most popular DVD player and supports over 30 new features and enhancements such as improved picture quality, easier-to-use Time-Stretching, MP3 playback, and Video Desktop - which lets you watch movies under your desktop icons while you work or check email.

Advanced Functionality

Time Stretching
Play at normal speed, or fit the movie into the time you are available to watch it! Time stretching lets you decide how long the movie takes to view.

Image Capture
Capture still images of your favorite movies with the click of a button. Click once, and the current image is captured.

TruSpeed Playback
When movies are transferred from film to DVD in the PAL format, popular in Europe, they play 4% too fast, which can cause playback and audio problems. InterVideo's proprietary TruSpeed Playback automatically corrects the 4% speed error and uses its time-stretching technology to maintain natural audio quality.

Instant Replay/Skip Ahead
Instantly replay something of interest, or jump ahead to a new segment in the title. With a simple keyboard command, you can replay a sequence easily. Similarly, you can jump ahead in the current play.

interVideo WinRip 2

Intervideo WinRip 2

WinRip contains two user interface presentation modes: Player Mode and Jukebox Mode. Each mode has its own set of features.

Various audio formats: (MP3, WAVE, MIDI, Audio CD, and more).
DSP Sound Effects: Hall, Vocal, Rock, Soft, Bass, Surround, Echo Karaoke, and Key Shift.

CDDB Database: Automatically links the Audio CD with the Gracenote CDDB2 music database.

Audio file conversion: InterVideo WinRip can record or convert between audio file formats (from MP3, Audio CD, and WAVE to MP3 and WAVE formats.

CD Player/Recorder: nterVideo WinRip Audio CD Player/Recorder is a CDDB2 enabled Audio CD player and the recorder performs Audio CD playback and digital audio track ripping to WAV and MP3 formats.

Music Gallery: The Music Gallery is a database of audio tracks collected from your system. The Music Gallery manages tracks by Artist, Album, Genre. Users can also sort tracks.

Playlist: The Playlist allows you to create a list of favorite tracks.

Mixer: Allows you to set playback and recording levels without leaving the application. Also useful for recording from Line, Mic or any another source available on the computer.

showshifter the home media center

Show Shifter

ShowShifter, the award winning software, combines viewing TV, video, CD, MP3 and digital pictures into one easy to use application.With a little help from Showshifter your PC will be the ultimate home media center.

ShowShifter has a very user-friendly interface for the installation and operating.

ShowShifter is a highly-integrated software which allow you to watch TV, browse the video files, play the DVD and listen the music

When watch TV, users can click the settings button to enter the advanced setting page!

V 1.0 40-053-L43100